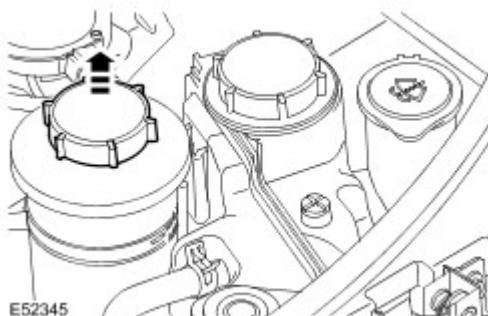





## Power Steering Fluid Reservoir - 4.0L/4.4L (57.15.08)

### Removal

1. Disconnect the battery ground cable. For additional information, refer to [Specifications](#) (Section 414-00)
2. Siphon the fluid from the power steering reservoir.
3. Release the power steering fluid reservoir from the retaining bracket.



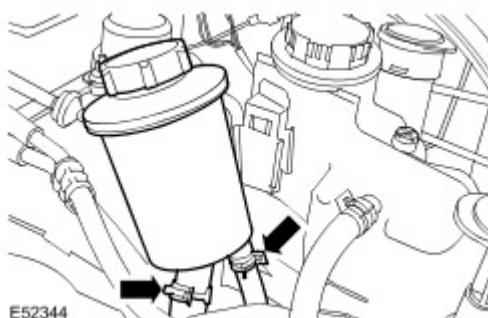
4.  **CAUTION:** Before disconnecting or removing the components, ensure the area around the joint faces and connections are clean. Plug open connections to prevent contamination.

#### NOTE :

Some fluid spillage is inevitable during this operation.

Remove the power steering fluid reservoir.

- ▶ Position an absorbent cloth to collect fluid spillage.
- ▶ Release the hose clips and disconnect the hoses.



### Installation

1. To install, reverse the removal procedure.
2. Fill and bleed the power steering system. For additional information, refer to [Power Steering System Filling and Bleeding](#) (Section 211-00)